

# COVID-19 SCHOOL RESPONSE DASHBOARD


## BY THE NUMBERS



8,395,332  
ENROLLED  
STUDENTS

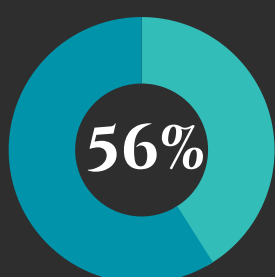


4,364,754  
IN PERSON  
STUDENTS

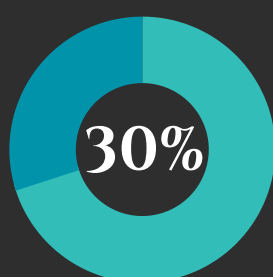


1,246,767  
STAFF IN  
BUILDING

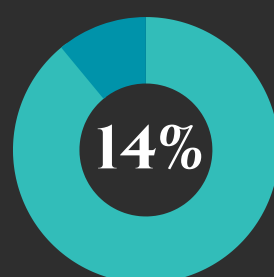
## LEARNING MODEL



REDUCED  
CAPACITY  
OR HYBRID

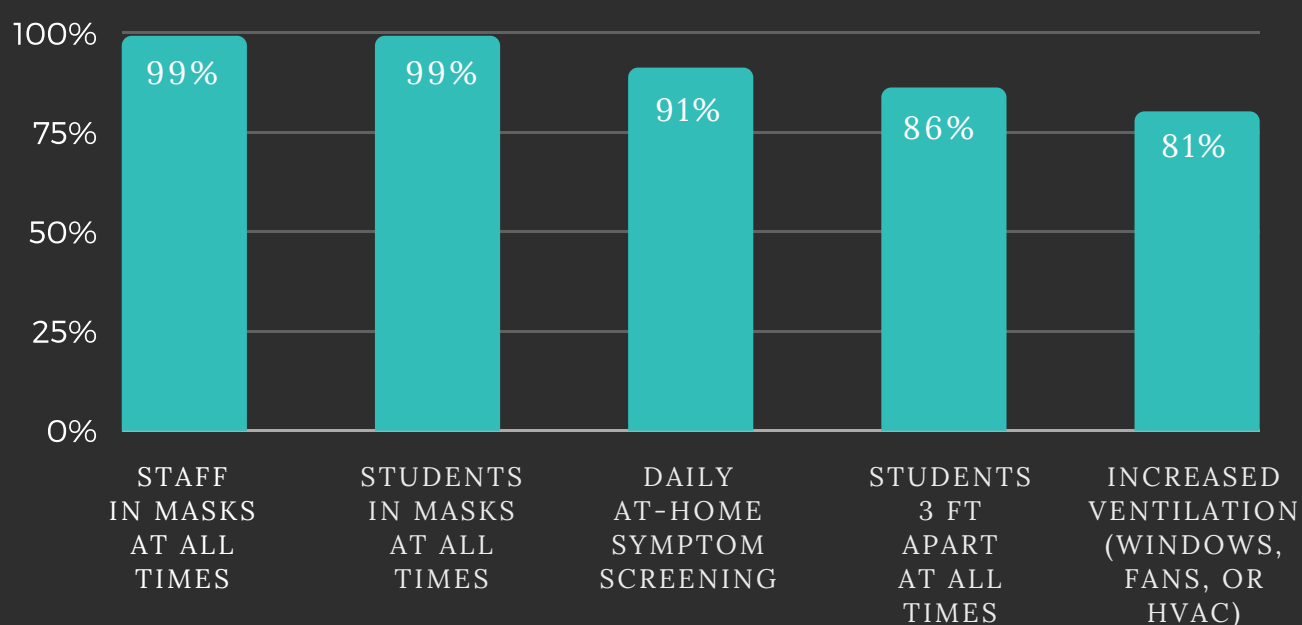


FULL  
CAPACITY  
IN PERSON



FULLY  
REMOTE

## TOP 5 MITIGATION STRATEGIES



DATA REPORTED ON DECEMBER 11, 2020

LEARN MORE AT [QUALTRICS.COM/COVID-SCHOOL-DASHBOARD](https://qualtrics.com/covid-school-dashboard)



**ORGANIZING PARTNERS:** AASA, THE SCHOOL SUPERINTENDENTS ASSOCIATION; THE NATIONAL ASSOCIATION OF SECONDARY SCHOOL PRINCIPALS; THE NATIONAL ASSOCIATION OF ELEMENTARY SCHOOL PRINCIPALS; BROWN UNIVERSITY PROFESSOR OF ECONOMICS EMILY OSTER.

**DASHBOARD AND ANALYSIS:** QUALTRICS, THE EXPERIENCE MANAGEMENT